


Dumisani and the beautiful dresses



Making stories fun!

Tips for reading books with young children

Children aged 4–5 years will enjoy this story.

National Curriculum Framework Birth to 4 years (NCF) level:
Towards Grade R

★ **Children love stories! They build important language skills when we read with them, especially when it is fun.** Involve the children when you read, use languages that they know, and talk about the stories together. Here are ideas to make storytime fun for the children ... and for you!

📖 **Get ready:** Include time for a story every day. You can read the same book many times! Choose a story, or let the children choose a favourite. Sit together and hold the book so that everyone can see the pictures.

📖 **Before** you read, introduce the story with the title. Show the front cover and read the story description on the back. Show the first few pages. Ask: What does Dumisani like to do? Do you know anyone who designs or makes clothes (sews)?

📖 **During** the story, read with expression and use different voices to keep the children interested. Remember to show the pictures. Ask: What do you think will happen next? How do you think Dumisani feels before and after the fashion show?

📖 **After** the story, discuss the book. Ask: What did you like about the story? Extend the learning with play-based activities:

Drawing: Children can draw themselves wearing a dream outfit with different colours and patterns. Help them to cut out their drawings to make paper dolls.

Pretend play: Collect fabric scraps and ribbons. Let the children pretend to be designers, sorting the scraps and ribbons into colours and trying different combinations to wear.

✅ **Let the children use the books.** Children need time to discover the books for themselves. Keep the books in a reading corner. Make it comfortable with a carpet and cushions. Encourage children to look at the books during free-play time.



Sharing books supports the **three themes of the NCF**: (1) I am a competent person, (2) My learning and development is important, and (3) I need strong connections with adults.

Books and reading build children's skills in **all six of the Early Learning and Development Areas (ELDAs)**: (1) Well-being, (2) Identity and belonging, (3) Communication, (4) Exploring mathematics, (5) Creativity, and (6) Knowledge and understanding of the world.

This story aligns with early learning themes:

Clothing, colours and designs
People who help us
STEAM

Dumisani and the beautiful dresses







Dumisani loves beautiful clothes. When he grows up, he wants to be a fashion designer – just like Uncle Malusi.


For his birthday last year, Dumisani’s grandmother gave him three new dolls dressed in beautiful dresses. He loves the bright colours and patterns on the fabric – the circles and dots and sun-shapes. He loves the feel of smooth, silky yellow ribbon and the way the dresses flare out at the bottom.

“You’ll always look beautiful in these clothes,” Dumisani tells his dolls. “But I think it’s time for me to make you some new dresses!”

Dumisani has often watched Gogo sew clothes for other people, so he knows he'll need some fabric, scissors, thread, a measuring tape, needles and pins.

But most importantly, I'll need someone to teach me to sew!
he thinks. *Luckily, I know just the person to help me with all these things!*





Dumisani rushes next door to Gogo's house.

"Gogo, Gogo, I have a great idea!" shouts Dumisani excitedly as he walks inside.

"Hello, my sweet Dumi! You have *lots* of great ideas. Tell me about this one," says Gogo as she stitches.

"Gogo, you are so good at sewing and you have lots of sewing stuff. I need to make three new dresses. They're for my dolls. Will you help me, please?"

"Of course," says Gogo. "I can teach you to use my sewing machine and I've got lots of leftover fabric in my cupboard. There might not be enough to make dresses for people, but it will be perfect for dolls' dresses."

The next day after school,
Dumisani doesn't even have
lunch. He goes straight to
Gogo's house.

Together they choose the fabric
for each dress. Then Gogo holds
the fabric while Dumisani cuts it.

“Good job, Dumi!” says Gogo.





Dumisani goes to Gogo's house every day after school. She shows him how to stitch the fabric, then she finishes off the really difficult bits.

"Dumi, why don't you glue on some ribbon and buttons?" suggests Gogo.

Once the dresses are finished, Dumisani feels so proud. "Look how beautiful they are! Wait, I've just had another great idea! We should put on a fashion show so that Mom, Dad and Zandi can see what we've made. What do you think?"

"That's brilliant, Dumi!" says Gogo. "We can call it Dumi's Designs fashion show."

Dumisani can't wait to tell everyone.

"Mom! Dad! Zandi," he calls as soon as he gets home. They all come running to the front door.

"What's wrong?" they ask.

"Nothing," laughs Dumisani. "I've just got some exciting news ... you're all invited to Dumi's Designs first fashion show at Gogo's house tomorrow."

The next day Dumisani and Gogo proudly show off the dresses they made.

“Wow!” says Mom. “These are gorgeous! Can you and Gogo make me a dress like the green and yellow one, please?”

“Please, please, please can I have a dress like the blue one?” begs Zandi.

“And I’ll take a shirt in the fabric with the brown and red pattern, please!” joins in Dad.

“No problem,” laughs Dumisani.





Dumisani is so happy that everyone loves the dresses as much as he does.

I think I'll have my own clothes shop when I'm older, thinks Dumisani. I'll call it "Dumi's Designs" and I can sell all the beautiful clothes that I make!



Dumisani and the beautiful dresses

Story development by Book Dash,
with Shelley O'Carroll and Arabella Koopman
Additional illustration by Jiggs Snaddon-Wood
Design by Magenta Media
Proofreading by Ilse von Zeuner

ISBN: 978-1-4315-4031-0

This storybook was developed by the Department of Basic Education (DBE), in partnership with United Nations Children's Fund (UNICEF) and Book Dash to increase access to quality reading materials and encourage reading for joy with children from birth to five years.

© DBE and UNICEF, Pretoria, 2025

The original story "Dumisani loves design" was first published in *Big Book 1: Early Learning and Development from the Start (NCF-LTSM for 4- to 5-year-old children)*, DBE and UNICEF, 2024.

Storyline by EISH Production Services
Illustrations by Kate d'Hotman


The licence of this book allows you to:

- ✓ **Print out or photocopy:** You **may** print out or photocopy as many copies of this book as you like, on your own printer or at a print shop. For "How to print", see www.ecdinfohub.org.
- ✓ **Translate, change, adapt or quote:** You **may** translate, adapt or make changes to this book. You **may** also quote or use extracts from it. You must credit the creators of this book.
- ✗ **Sell:** This book is free. You **may not** use it commercially or charge anyone to use it.

How to credit this book: *Dumisani and the beautiful dresses, Early Learning and Development from the Start: Stories for Joy* series, Department of Basic Education, Pretoria, 2025.

Get more books

You can find this book, as well as other books in the *Stories for Joy* series along with materials to support emergent literacy and the National Curriculum Framework for Children from Birth to Four, at www.ecdinfohub.org.



Department of Basic Education
222 Struben Street, Pretoria, 0002
Private Bag X895, Pretoria, 0001

Telephone: 012 357 3000



Fax: 012 323 0601

Email: ecd@dbe.gov.za

Website: www.education.gov.za



Dumisani dreams
of being a fashion designer –
just like his uncle. He decides
to start small by making new
clothes for his dolls. But how?
Luckily, Gogo is happy to help
him learn. Together,
they create clothes fit for
a fashion show.



basic education

Department:
Basic Education
REPUBLIC OF SOUTH AFRICA

unicef 
for every child

English



9 781431 540310